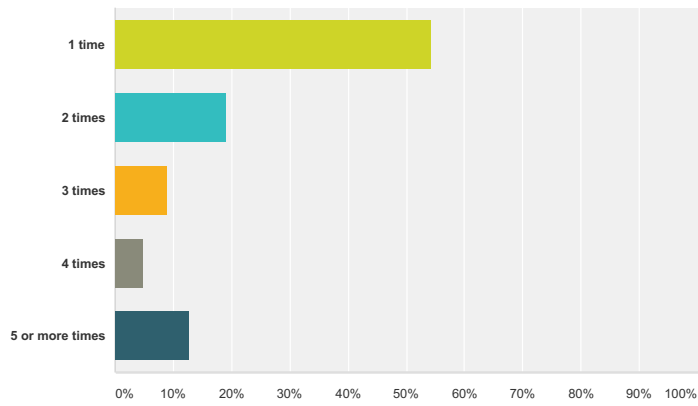


# CSCW 2012 Survey

## Q1 Including CSCW 2012, I have attended CSCW

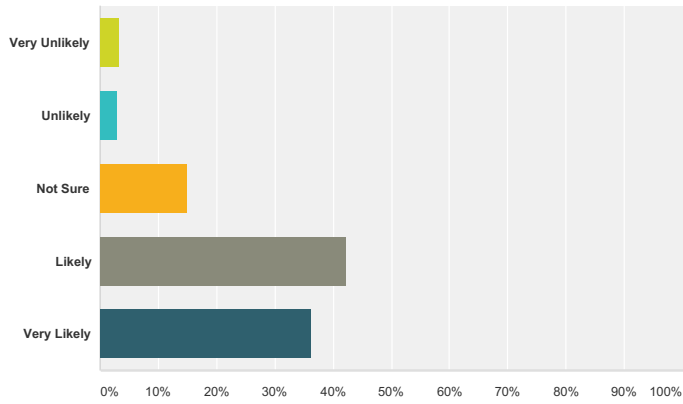
Answered: 245 Skipped: 1



Answer Choices	Responses	
1 time	54.29%	133
2 times	19.18%	47
3 times	8.98%	22
4 times	4.90%	12
5 or more times	12.65%	31
<b>Total</b>		<b>245</b>

**Q2 How likely are you to attend another CSCW in the future.?**

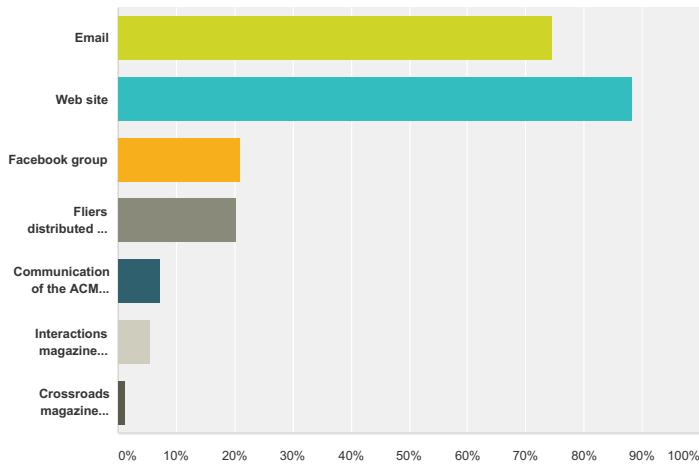
Answered: 245 Skipped: 1



Answer Choices	Responses	
Very Unlikely	3.27%	8
Unlikely	2.86%	7
Not Sure	15.10%	37
Likely	42.45%	104
Very Likely	36.33%	89
<b>Total</b>		<b>245</b>

**Q3 I saw the following CSCW publicity items (check all that apply):**

Answered: 232 Skipped: 14

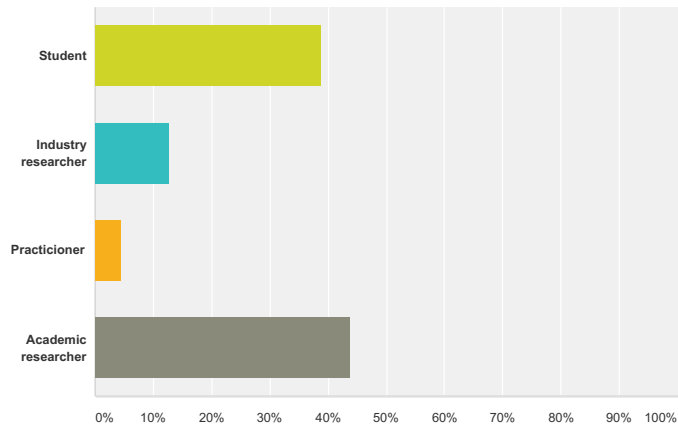


Answer Choices	Responses
Email	74.57% 173
Web site	88.36% 205
Facebook group	21.12% 49
Fliers distributed at affiliated conferences	20.26% 47
Communication of the ACM magazine advertisement	7.33% 17
Interactions magazine advertisement	5.60% 13
Crossroads magazine advertisement	1.29% 3
<b>Total Respondents: 232</b>	

# CSCW 2012 Survey

## Q4 I am a

Answered: 244 Skipped: 2

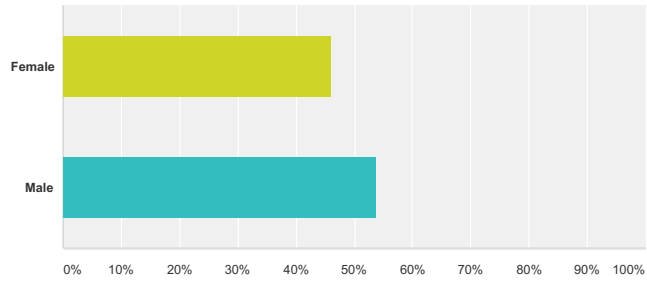


Answer Choices	Responses
Student	38.93% 95
Industry researcher	12.70% 31
Practitioner	4.51% 11
Academic researcher	43.85% 107
<b>Total</b>	<b>244</b>

# CSCW 2012 Survey

## Q5 I am a

Answered: 241 Skipped: 5

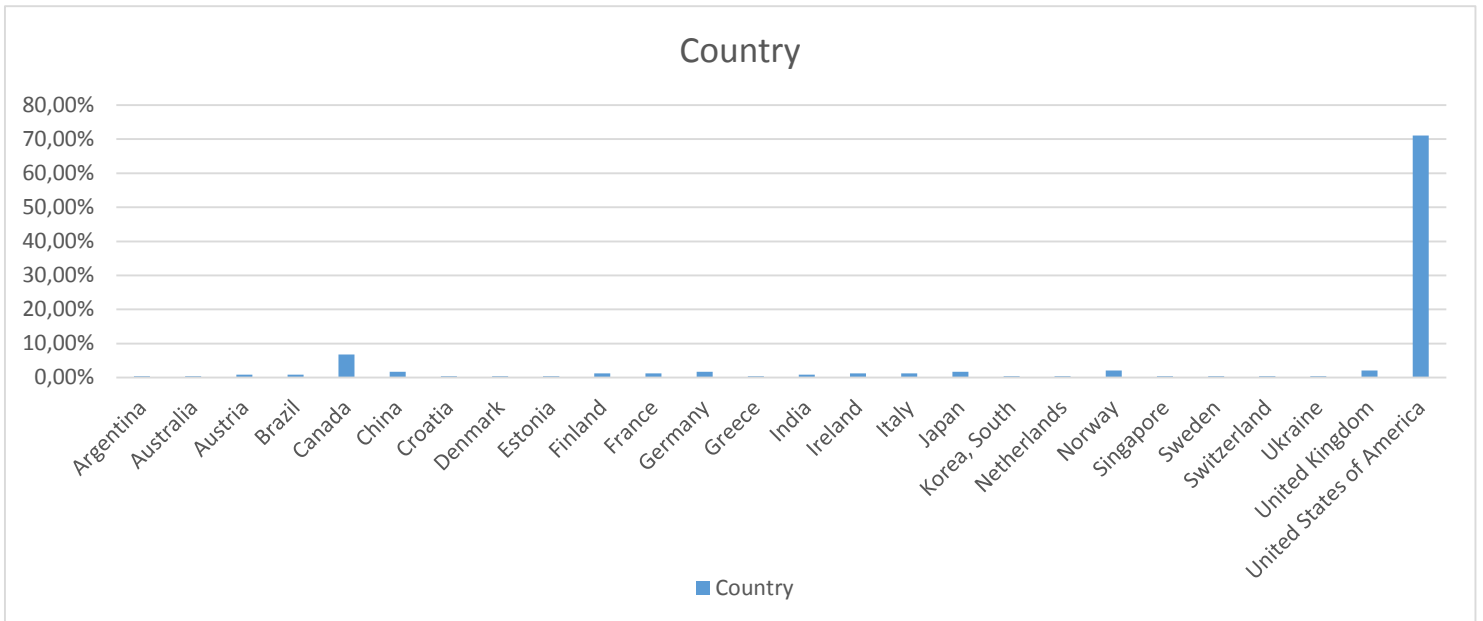


Answer Choices	Responses	
Female	46.06%	111
Male	53.94%	130
<b>Total</b>		<b>241</b>

# CSCW 2012 Survey

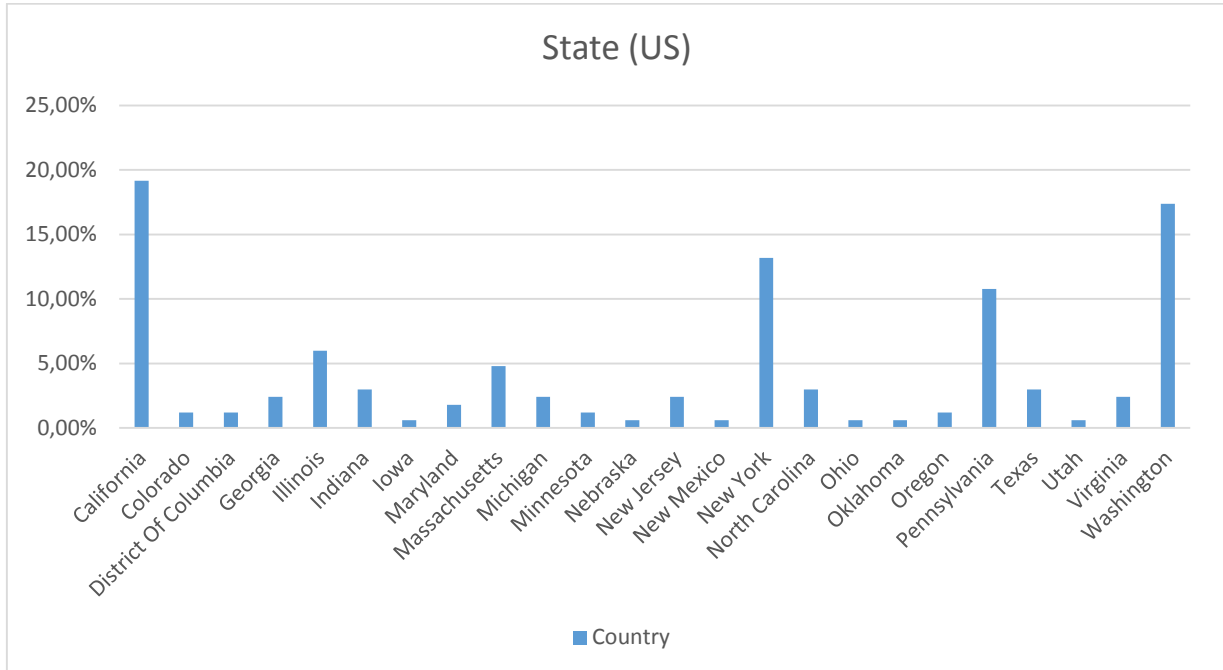
## Q6 Define your work location

Answered: 241 Skipped: 5



Country	Percent	Number
Argentina	0,43%	1
Australia	0,43%	1
Austria	0,85%	2
Brazil	0,85%	2
Canada	6,81%	16
China	1,70%	4
Croatia	0,43%	1
Denmark	0,43%	1
Estonia	0,43%	1
Finland	1,28%	3
France	1,28%	3
Germany	1,70%	4
Greece	0,43%	1
India	0,85%	2
Ireland	1,28%	3
Italy	1,28%	3
Japan	1,70%	4
Korea, South	0,43%	1
Netherlands	0,43%	1
Norway	2,13%	5
Singapore	0,43%	1
Sweden	0,43%	1
Switzerland	0,43%	1
Ukraine	0,43%	1
United Kingdom	2,13%	5
United States of America	71,06%	167
<b>TOTAL</b>		<b>235</b>

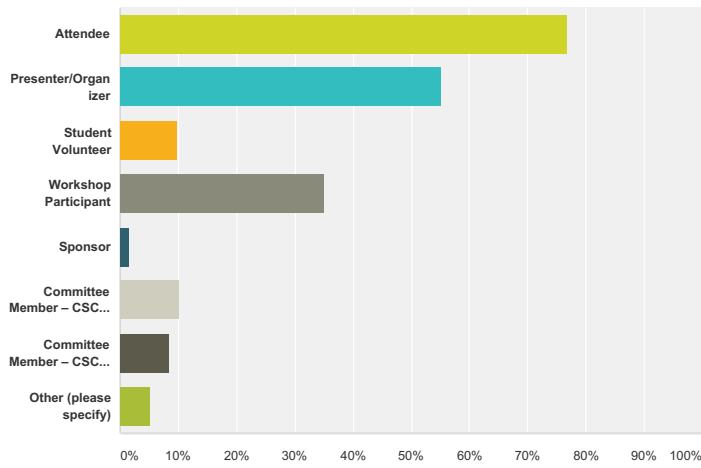
## State (for US only)



Country	Percent	Number
California	19,16%	32
Colorado	1,20%	2
District Of Columbia	1,20%	2
Georgia	2,40%	4
Illinois	5,99%	10
Indiana	2,99%	5
Iowa	0,60%	1
Maryland	1,80%	3
Massachusetts	4,79%	8
Michigan	2,40%	4
Minnesota	1,20%	2
Nebraska	0,60%	1
New Jersey	2,40%	4
New Mexico	0,60%	1
New York	13,17%	22
North Carolina	2,99%	5
Ohio	0,60%	1
Oklahoma	0,60%	1
Oregon	1,20%	2
Pennsylvania	10,78%	18
Texas	2,99%	5
Utah	0,60%	1
Virginia	2,40%	4
Washington	17,37%	29
TOTAL		167

**Q7 What role did you play at CSCW 2012?  
(Please check all that apply.)**

Answered: 245 Skipped: 1



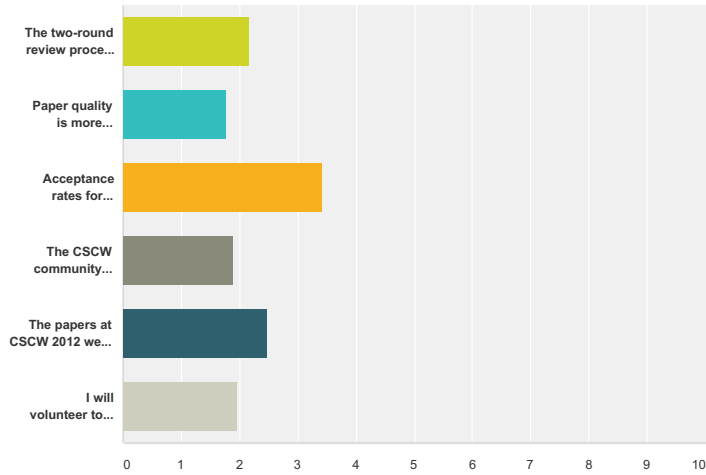
Answer Choices	Responses	
Attendee	76.73%	188
Presenter/Organizer	55.10%	135
Student Volunteer	9.80%	24
Workshop Participant	35.10%	86
Sponsor	1.63%	4
Committee Member - CSCW 2012	10.20%	25
Committee Member - CSCW 2013	8.57%	21
Other (please specify)	5.31%	13
<b>Total Respondents: 245</b>		



# CSCW 2012 Survey

## Q8 Changes in the CSCW Review Process

Answered: 243 Skipped: 3

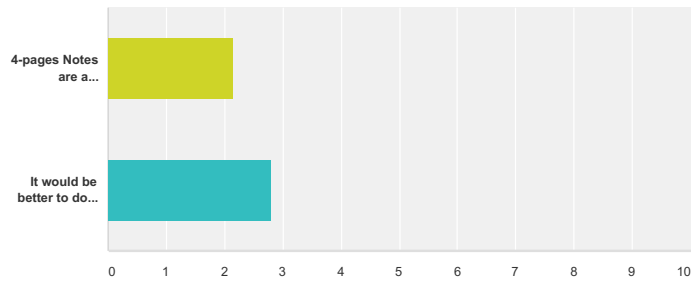


	Strongly Agree	Agree	Neutral	Disagree	Strongly Disagree	Total	Weighted Average
The two-round review process improved the conference:	25.32% 59	36.91% 86	33.91% 79	2.15% 5	1.72% 4	233	2.18
Paper quality is more important than acceptance rate:	41.98% 102	43.62% 106	10.70% 26	1.65% 4	2.06% 5	243	1.78
Acceptance rates for papers submissions should be kept low – about 25% at most – regardless of the quality of the submissions:	4.60% 11	13.81% 33	33.05% 79	31.38% 75	17.15% 41	239	3.43
The CSCW community should identify different metrics other than acceptance rate to communicate the strength of the conference to interested parties (e.g., tenure committees):	36.25% 87	43.75% 105	15.42% 37	2.92% 7	1.67% 4	240	1.90
The papers at CSCW 2012 were of a quality equal to or higher than the papers at previous CSCW conferences:	15.84% 35	28.05% 62	48.87% 108	6.33% 14	0.90% 2	221	2.48
I will volunteer to review for CSCW 2013:	34.47% 81	42.55% 100	16.17% 38	5.11% 12	1.70% 4	235	1.97

# CSCW 2012 Survey

## Q9 Types of Research Contributions in the CSCW Program

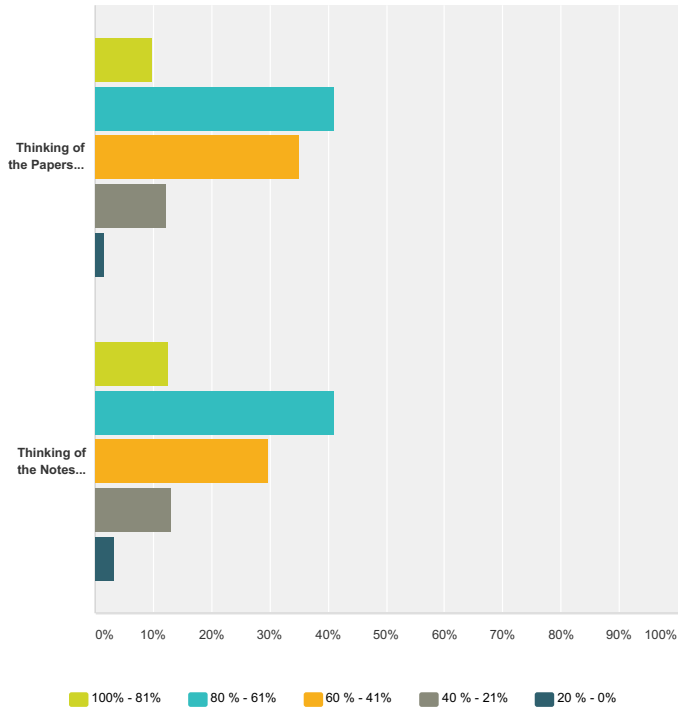
Answered: 242 Skipped: 4



	Strongly Agree	Agree	Neutral	Disagree	Stongly Disagree	Total	Weighted Average
4-pages Notes are a valuable-size research contribution:	22.51% 52	46.75% 108	23.81% 55	6.06% 14	0.87% 2	231	2.16
It would be better to do away with the Notes category and the traditional submission length limit of 10 pages and instead let authors submit papers of a length they feel is appropriate for the research (as the UIST conference has done) along with a justification of any additional space they use:	14.53% 34	24.36% 57	31.62% 74	26.07% 61	3.42% 8	234	2.79

**Q11 Paper and Notes Presentations:**

Answered: 235 Skipped: 11

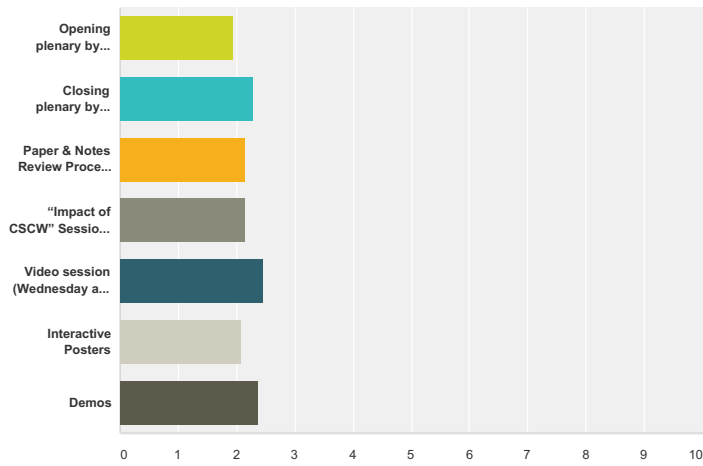


	100% - 81%	80% - 61%	60% - 41%	40% - 21%	20% - 0%	Total
Thinking of the Papers presentations (25-minute slots) that I attended, the percentage of them I found satisfying was:	9.83% 23	41.03% 96	35.04% 82	12.39% 29	1.71% 4	234
Thinking of the Notes presentations (15-minute slots) that I attended, the percentage of them I found satisfying was:	12.62% 27	41.12% 88	29.91% 64	13.08% 28	3.27% 7	214

# CSCW 2012 Survey

## Q13 Conference Program: Please rate the following conference sessions according to how relevant and interesting they were to the CSCW community:

Answered: 239 Skipped: 7

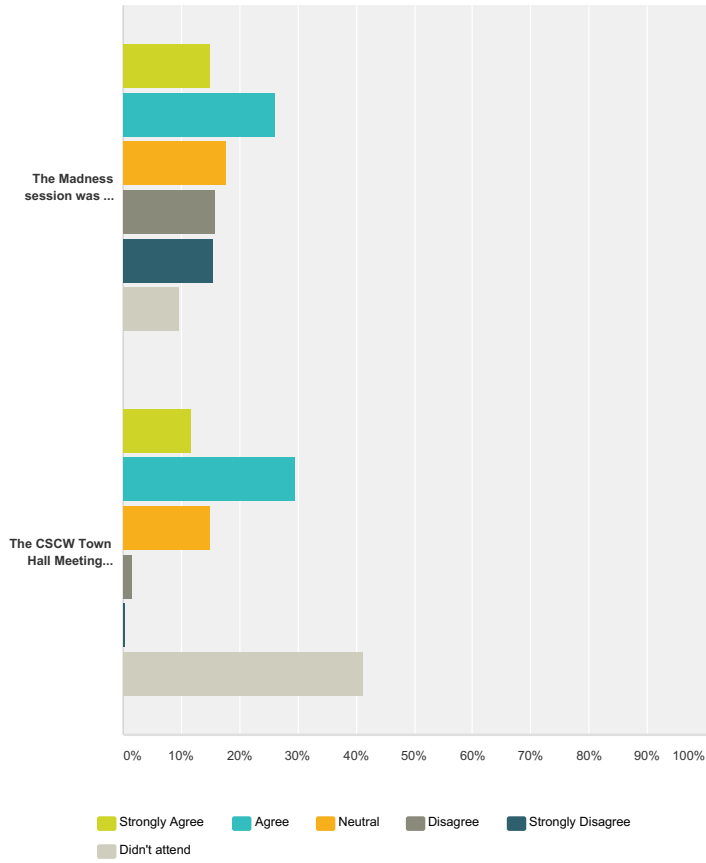


	Excellent	Good	Neutral	Fair	Poor	Didn't attend	Total	Weighted Average
Opening plenary by Yochai Benkler	31.36% 74	33.47% 79	7.63% 18	3.81% 9	3.81% 9	19.92% 47	236	1.94
Closing plenary by Marietta Baba	12.12% 28	19.05% 44	6.06% 14	3.90% 9	3.90% 9	54.98% 127	231	2.30
Paper & Notes Review Process Session (Monday at 2:00)	5.26% 12	17.54% 40	7.02% 16	1.32% 3	0.00% 0	68.86% 157	228	2.14
"Impact of CSCW" Session (Monday at 4:00)	7.36% 17	18.61% 43	7.36% 17	1.30% 3	0.87% 2	64.50% 149	231	2.15
Video session (Wednesday at 11:00)	1.76% 4	9.25% 21	6.61% 15	0.00% 0	1.32% 3	81.06% 184	227	2.47
Interactive Posters	16.95% 40	50.85% 120	12.71% 30	4.66% 11	0.85% 2	13.98% 33	236	2.09
Demos	5.96% 14	34.47% 81	14.47% 34	5.53% 13	1.28% 3	38.30% 90	235	2.38

# CSCW 2012 Survey

## Q14 Conference Program:

Answered: 238 Skipped: 8

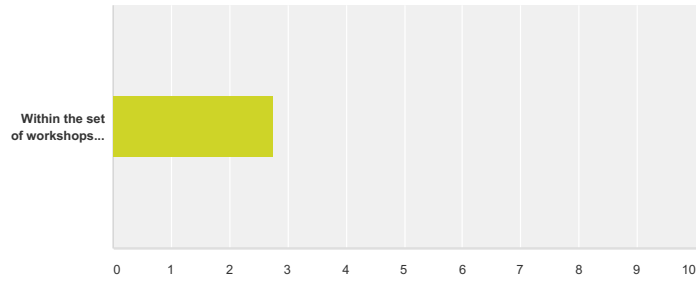


	Strongly Agree	Agree	Neutral	Disagree	Strongly Disagree	Didn't attend	Total
The Madness session was an effective way for me to learn about the content of the conference	15.13% 36	26.05% 62	17.65% 42	15.97% 38	15.55% 37	9.66% 23	238
The CSCW Town Hall Meeting was effective for eliciting community feedback.	11.64% 27	29.74% 69	15.09% 35	1.72% 4	0.43% 1	41.38% 96	232

# CSCW 2012 Survey

## Q16 Preconference events:

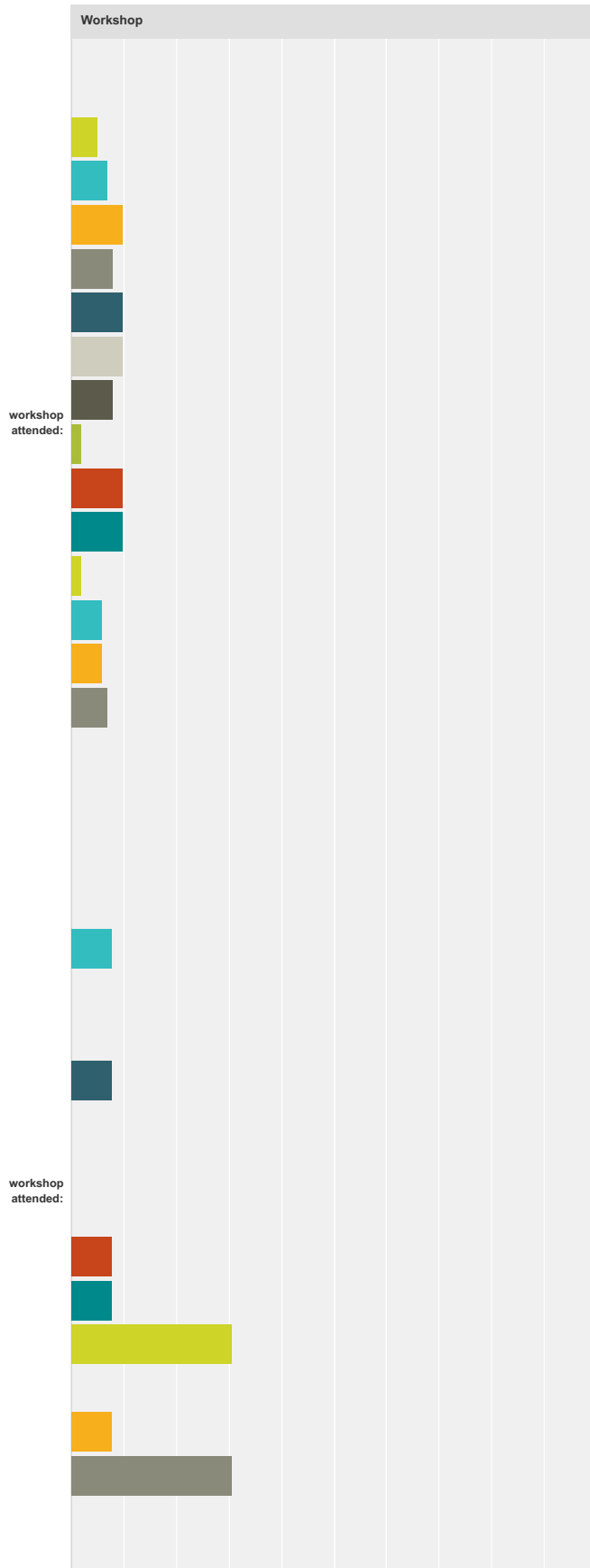
Answered: 222 Skipped: 24



	Strongly Agree	Agree	Neutral	Disagree	Stongly Disagree	Do not know	Total	Weighted Average
Within the set of workshops there was at least one topic that interested me.	40.99% 91	24.77% 55	3.60% 8	4.50% 10	0.00% 0	26.13% 58	222	2.76

**Q17 I participated in the following workshops:**

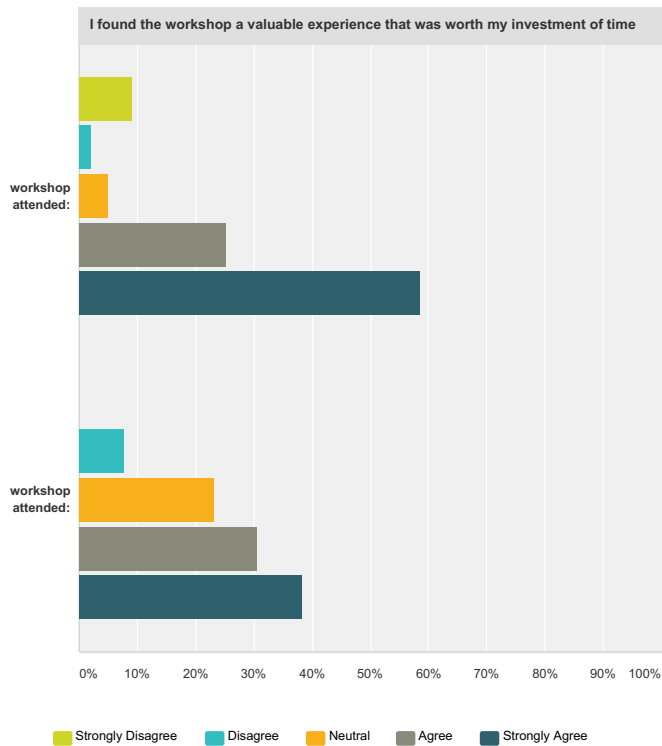
Answered: 101 Skipped: 145



# CSCW 2012 Survey

0% 10% 20% 30% 40% 50% 60% 70% 80% 90% 100%

- W1: Personal Information Management in a Socially Networked World
- W2: Data-Intensive Collaboration in Science and Engineering
- W3: Collective Intelligence as Community Discourse and Action
- W5: Mixed Reality Games
- W6: Design, Influence, and Social Technologies: Techniques, Impacts and Ethics
- W7: Brainstorming Design for Health: Helping Patients Utilize Patient-Generated Informatio...
- W8: Collaboration and Crisis Informatics (CI)
- W9: Exploring collaboration in challenging environments: From the car to the factory and b...
- W10: The Future of Collaborative Software Development
- W11: Reconciling Privacy with Social Media
- W12: Mastering Data-Intensive Collaboration through the Synergy of Human and Machine Reaso...
- W13: DUET 2012: Dual Eye Tracking in CSCW
- W14: The Twelfth International Workshop on Collaborative Editing Systems
- W15: Learning from Marginalized Users: Reciprocity in HCI4D



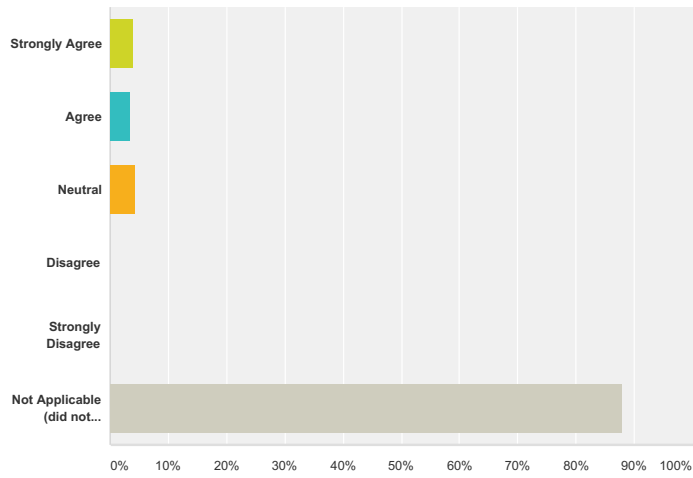
Workshop	W1: Personal Information Management in a Socially Networked World	W2: Data-Intensive Collaboration in Science and Engineering	W3: Collective Intelligence as Community Discourse and Action	W5: Mixed Reality Games	W6: Design, Influence, and Social Technologies: Techniques, Impacts and Ethics	W7: Brainstorming Design for Health: Helping Patients Utilize Patient-Generated Information on the Web	W8: Collaboration and Crisis Informatics (CI)	W9: Exploring collaboration in challenging environments: From the car to the factory and beyond	W10: The Future of Collaborative Software Development	W11: Reconciling Privacy with Social Media	W12: Mastering Data-Intensive Collaboration through the Synergy of Human and Machine Reasoning	W13: DUET 2012: Dual Eye Tracking in CSCW	W14: The Twelfth International Workshop on Collaborative Editing Systems	W15: Learning from Marginalized Users: Reciprocity in HCI4D
workshop attended:	4.95% 5	6.93% 7	9.90% 10	7.92% 8	9.90% 10	9.90% 10	7.92% 8	1.98% 2	9.90% 10	9.90% 10	1.98% 2	5.94% 6	5.94% 6	6.9
workshop attended:	0.00% 0	7.69% 1	0.00% 0	0.00% 0	7.69% 1	0.00% 0	0.00% 0	0.00% 0	7.69% 1	7.69% 1	30.77% 4	0.00% 0	7.69% 1	30.7

I found the workshop a valuable experience that was worth my investment of time							
	Strongly Disagree	Disagree	Neutral	Agree	Strongly Agree	Total	
workshop attended:	9.09% 9	2.02% 2	5.05% 5	25.25% 25	58.59% 58	99	
workshop attended:	0.00% 0	7.69% 1	23.08% 3	30.77% 4	38.46% 5	13	



**Q18 The Doctoral Colloquium was a valuable experience that was worth my investment of time.**

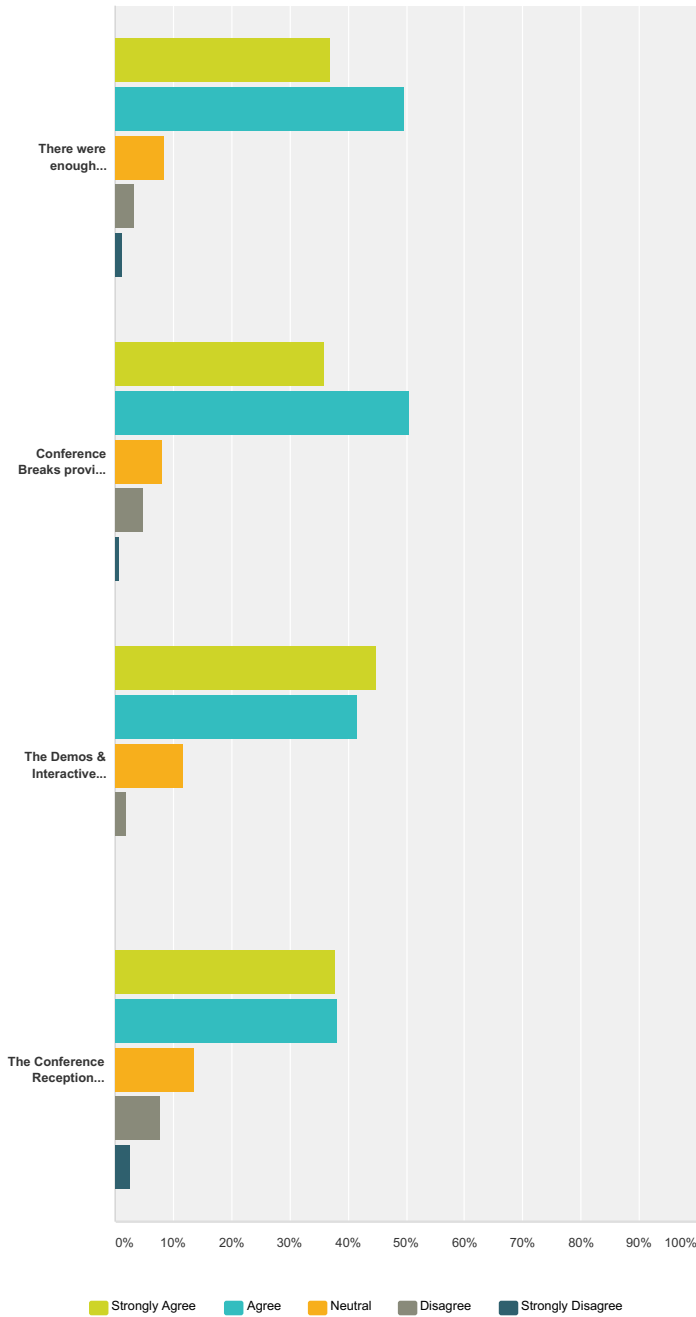
Answered: 223 Skipped: 23



Answer Choices	Responses	
Strongly Agree	4.04%	9
Agree	3.59%	8
Neutral	4.48%	10
Disagree	0.00%	0
Strongly Disagree	0.00%	0
Not Applicable (did not participate)	87.89%	196
<b>Total</b>		<b>223</b>

**Q20 Concerning the Conference Social Networking Functions:**

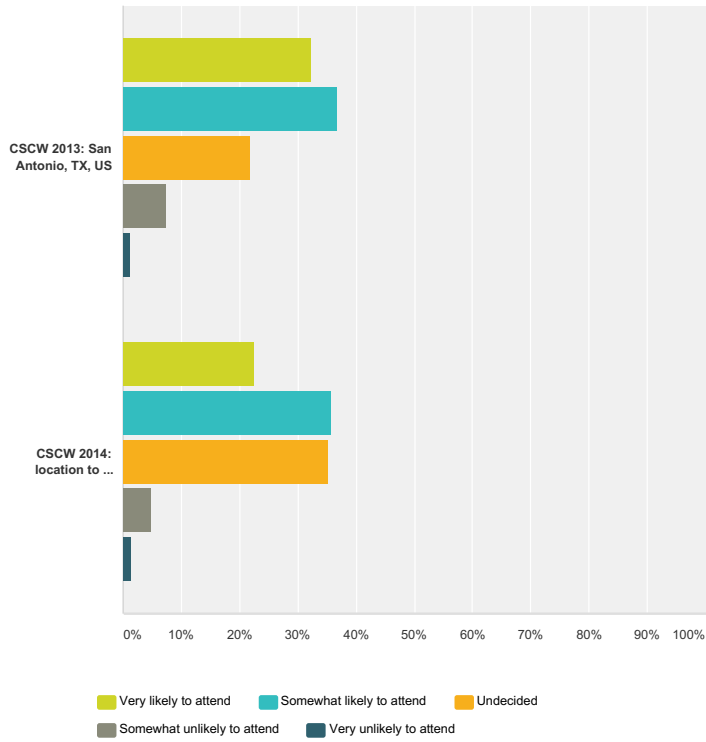
Answered: 235 Skipped: 11



	Strongly Agree	Agree	Neutral	Disagree	Strongly Disagree	Total
There were enough opportunities to network and interact with my colleagues.	36.91% 86	49.79% 116	8.58% 20	3.43% 8	1.29% 3	233
Conference Breaks provided effective opportunities to meet and interact with colleagues.	35.90% 84	50.43% 118	8.12% 19	4.70% 11	0.85% 2	234
The Demos & Interactive Poster Reception (Monday night) provided a good opportunity to interact with the presenters.	44.80% 99	41.63% 92	11.76% 26	1.81% 4	0.00% 0	221
The Conference Reception (Tuesday night) provided a good opportunity to interact with colleagues.	37.84% 84	38.29% 85	13.51% 30	7.66% 17	2.70% 6	222

**Q22 Rate the likelihood of planning to attend future CSCW conferences:**

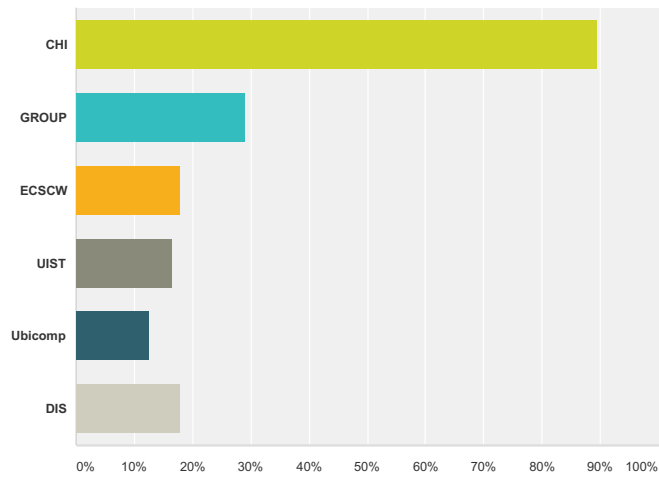
Answered: 228 Skipped: 18



	Very likely to attend	Somewhat likely to attend	Undecided	Somewhat unlikely to attend	Very unlikely to attend	Total
CSCW 2013: San Antonio, TX, US	32.46% 74	36.84% 84	21.93% 50	7.46% 17	1.32% 3	228
CSCW 2014: location to be determined	22.55% 46	35.78% 73	35.29% 72	4.90% 10	1.47% 3	204

**Q25 Other conferences I typically attend or submit to:**

Answered: 183 Skipped: 63



Answer Choices	Responses	Count
CHI	89.62%	164
GROUP	28.96%	53
ECSCW	18.03%	33
UIST	16.39%	30
UbiComp	12.57%	23
DIS	18.03%	33
<b>Total Respondents: 183</b>		